



Los Mandatos

Capítulo 1




Los Mandatos



- Commands are used to tell people what to do
- For example: Eat your vegetables! Do your homework! Listen!
- These are not in the past or present tense. They are considered the **imperative**
- Right now, we will focus solely on informal or tú commands



Mandatos Positivos




- To form a positive tú command
 1. Start with the tú form of the verb in the present indicative tense.
 - Hablar-hablas
 - Comer-comes
 - Escribir-escribes
 2. Drop the -s
 - Hablar- ¡Habla!
 - Comer- ¡Come!
 - Escribir- ¡Escribe!




Mandatos Positivos


- All stem changing rules still apply when forming commands!
 - jugar: tú form juegas
 - positive command: ¡Juega!
 - recomendar: tú form recomiendas
 - positive command: ¡Recomienda!
 - dormir: tú form duermes
 - positive command: ¡Duerme!




Práctica

1. Play the piano!
2. Eat your vegetables!
3. Learn the vocabulary!
4. Study for math!
5. Play baseball!
6. Sleep for 10 hours!





Mandatos Negativos




- To form a negative tú command
 1. Start with the tú form of the verb in the present indicative.
 - hablar: hablas
 - comer: comes
 2. Switch to the opposite tú ending
 - -AR verbs will now end in -es
 - hablar: ¡No hables!
 - -ER/-IR verbs will now end in -as
 - comer: ¡No comas!




Importante: Don't forget the no!!!

Mandatos Negativos

- Just like positive commands, negative commands follow stem changing rules as well!
 - pensar: piensas
 - ¡No pienses!
 - probar: pruebas
 - ¡No pruebes!



Mandatos Negativos





- There are some spelling changes that occur in the negative tú commands (-CAR, -GAR, -ZAR):
 - -CAR verbs go to -ques
 - Don't practice!
 - ¡No practiques!
 - -GAR verbs go to -gues
 - Don't play!
 - ¡No juegues! (ueue)
 - -ZAR verbs go to -ces
 - Don't begin!
 - ¡No empieces!



Práctica


1. Don't smoke!
2. Don't forget the homework!
3. Don't drink alcohol!
4. Don't play hockey!
5. Don't sweat a lot!
6. Don't eat paper!





Mandatos Reflexivos

- When using commands with reflexive verbs, the important thing to remember is the placement of the reflexive pronouns.




Reflexive Negative Commands



- With a negative reflexive command, the pronoun goes **BEFORE** the command.
 - Ej: Don't shower!
 - ¡No te duches!
 - Notice that you still form the command as you would any negative command.




Reflexive Negative Commands



- Práctica:
 1. Don't train a lot!
 2. Don't move! (stem changer!)
 3. Don't worry! (preocuparse)




Reflexive Positive Commands



- With positive reflexive commands, you have to **ATTACH** the reflexive pronoun to the end of the command.
- Once you add the reflexive pronoun, you need to count back three vowels and add an accent!
 - Ej: Shower!
 - ¡Dúchate!



Reflexive Positive Commands



- Práctica:
 1. Bathe!
 2. Brush your teeth!
 3. Relax!

